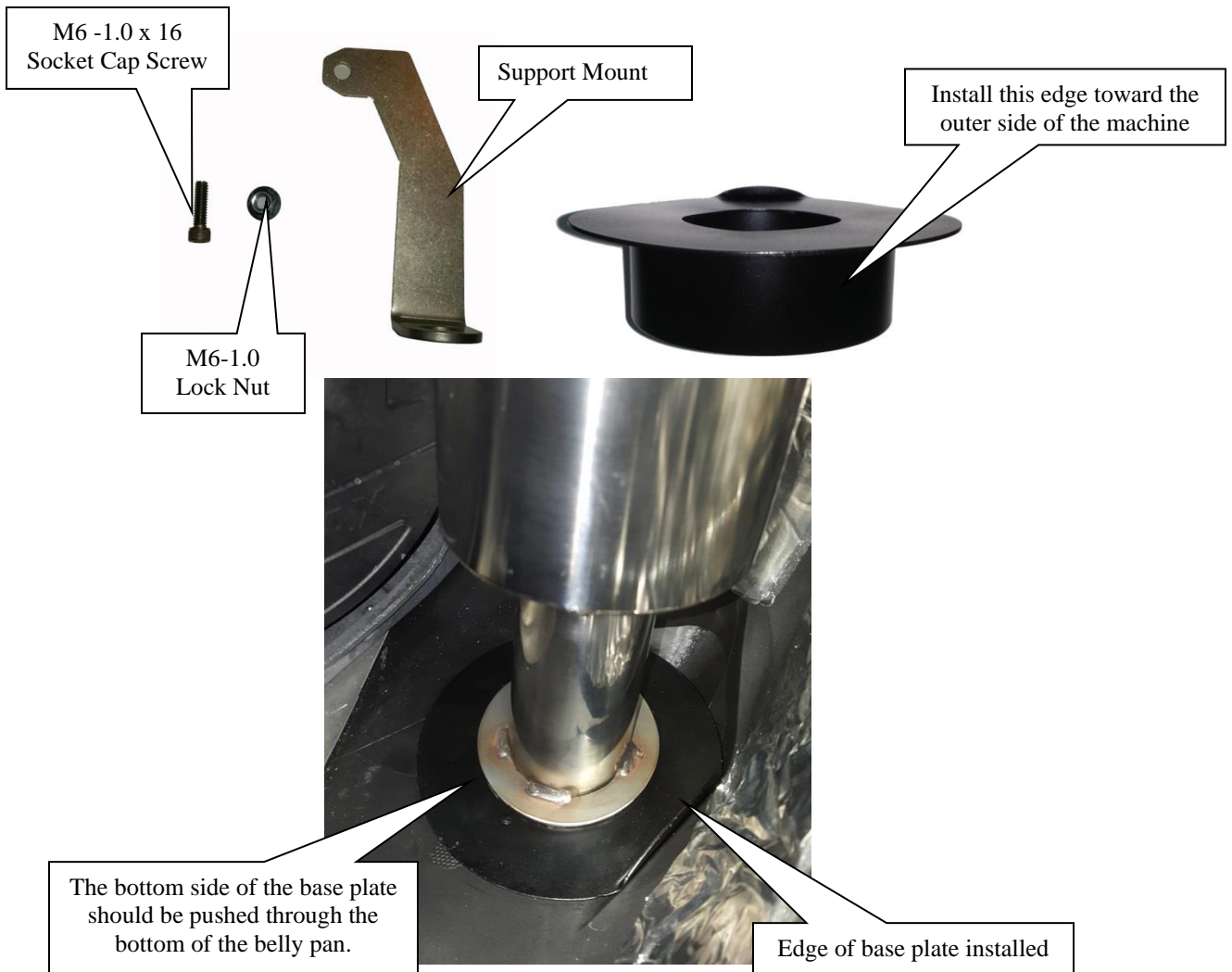


STRAIGHTLINE PERFORMANCE

Skidoo 850 Straightline Performance Ultra Lite Muffler 134-187

Installation Instructions and “Bill of Materials”

1. Remove stock muffler completely. Be sure to not lose any springs, and remove the heat shield connecting the stock muffler and single pipe.
2. Install supplied base plate into stock outlet hole in bottom of belly pan with outlet side down. The flat bent edge will go up against the outer plastic side panel.
3. Install the Straightline Full Stainless muffler. Spring the head pipe to the muffler and install into the base plate outlet.
4. Install support bracket and bolt on as shown on next page. Then install the stock EGT sensor. Be sure to check that the sensor wire is not in contact with the exhaust.
5. There are some additional steps for Gen 4 machines with the muffler sensor mounted by the chain Case.




Bolt the bracket to the tab of the muffler and tighten. Be sure that there is 1/4" clearance between the muffler and bracket.



Re-install EGT sensor into the port on the side of the muffler and tighten.

Washers go over the probe right here.



Due to differences in Sensor years, there are 2 washers supplied to ensure the sensor is tight and will not spin when installed.

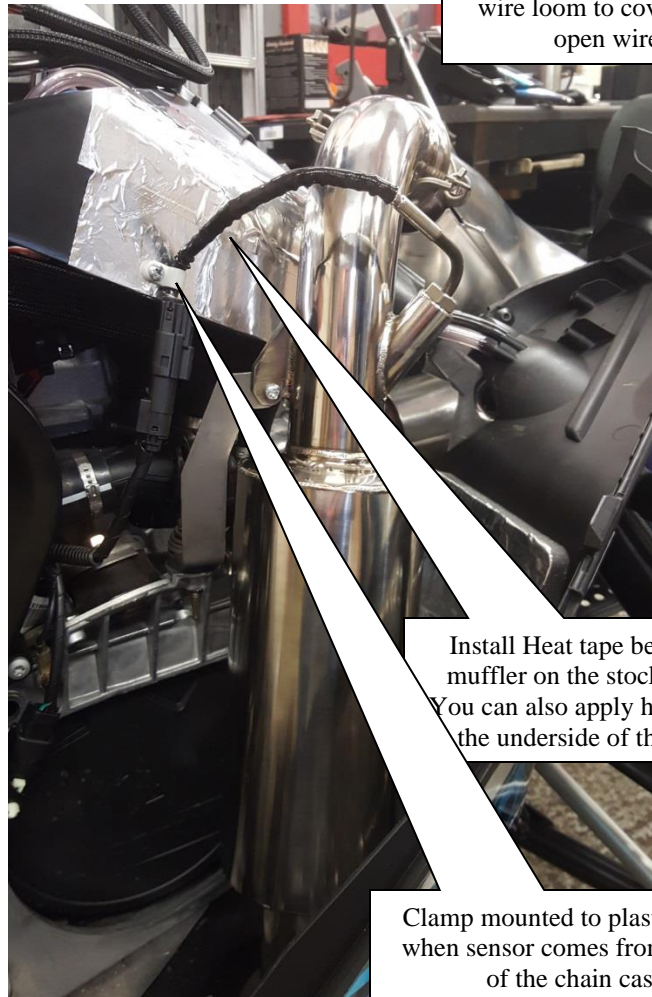
2019 with sensor mounted by chain case.



Pull sensor wires out. You will have to cut the tape and pull up and out.



Plug is pulled out. Use the wire loom to cover up the open wires.



Install Heat tape behind the muffler on the stock plastic. You can also apply heat tape to the underside of the hood.

Clamp mounted to plastic backer when sensor comes from the side of the chain case.

STRAIGHTLINE PERFORMANCE

: Bill of Materials (BOM)

| Qty | Part Number | Description | In Box |
|-----|-----------------------|-------------------------|--------|
| 1 | 134-187 | Ultra-Lite Muffler | |
| 1 | IT-132-127 Base Plate | Base Plate | |
| 1 | 141320 | M6-1.0 x 16mm | |
| 3ft | | Heat Tape | |
| 1 | NP-158 | 8-32 x ½" Bolt | |
| 1 | NP-160 | 8-32 x ½" Nut | |
| 1 | NP-152 | ¼" Clamp | |
| 6" | | Wire Loom | |
| 1 | 11510038 | M6-1.0 Flanged Lock Nut | |
| 2 | 1133687 | EGT Spacer Washers | |
| 1 | WS-545 SST | Support Mount | |
| 1 | | Sticker | |
| 1 | | Instructions | |

| | |
|-------------|--|
| Checked By: | |
|-------------|--|



Facebook @ straightlineperformanceinc1

Youtube @ straightlineperfinc

Twitter @ straightlineperf

Technical Question Please Email Tech@straightlineperformance.com