







Straightline Polaris AXYS, Arctic Cat, and Yamaha Bottom wing 182-113 / 181-103
Fits: Polaris AXYS 2015-2019, 2012-2019 Arctic Cat, and 2014-2019 Yamaha Viper
(Instructions and BOM)

Use Instructions for Sport Series bumper



P1	Bottom wing		Qty 1
P2	1" Bolt		Qty 2
P3	Nylock Nut		Qty 4
P4	1 1/4" Bolt		Qty 2

ARCTIC CAT / YAMAHA / POLARIS BOTTOM WING

1. Remove hood per sport wing instructions.
2. Remove Front fastener on left and right side as shown below.



Remove front two fasteners as shown

3. Install Bottom Wing P1 using P4 and P2 screws with P3 Lock Nuts.



BOM Circle Color:

182-113 182-113-White 182-113-Yellow 182-113-Red 182-113-Orange 182-113-Blue

182-113 Manta Green 182-113- Raw 181-103-AC Green

Quantity	Item #	Descriptions	In Box
1	182-113	Complete Lower Wing Assembly	
1	10200-11355	Lower Wing Hardware Kit	
1		Straightline Sticker	

Checked and Packaged By

Technical questions please email tech@straightlineperformance.com

Facebook @ straightlineperformanceinc

Youtube @ straightlineperfinc

Twitter @ straightlineperf